

## Ice Cuber 21kg/24h with 4kg bin - Air self continuous cuber-ABS

ITEM # \_\_\_\_\_

MODEL # \_\_\_\_\_

NAME # \_\_\_\_\_

SIS # \_\_\_\_\_

AIA # \_\_\_\_\_


**730559 (CIM24AA)**

Ice Maker, cube, 21 kg/24h, self-contained, 4kg ice collection bin included, air-cooled, external finish in ABS

### Short Form Specification

Item No. \_\_\_\_\_

Plastic flap on the front, top and sides in ABS. The ice-making method (spray layering) guarantees compact, hygienically pure ice cubes that are resistant to melting. The metal sprayers are easy to take away, permit a simple flowing and prevent limestone formation. R452A refrigerant. Container capacity Kg: 4.

### Main Features

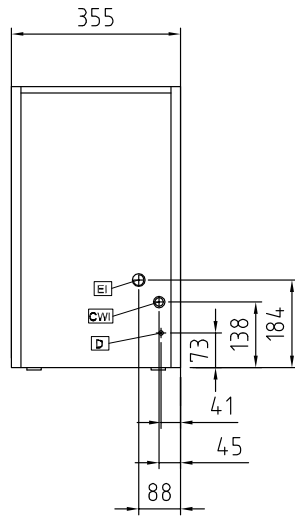
- Fully automatic in operation.
- Operates over a wide range of temperatures.
- Suitable for gravity drain only.
- Rated output is at an ambient air temperature of 21°C and water supply temperature of 15°C.
- The ice-making method (spray layering) guarantees crystalline, compact, hygienically pure ice cubes that are resistant to melting.
- Model available in air-cooled version.
- Ice cube cone shape with the trunk sides slightly squashed.
- Bin integrated as standard.
- Compliant to CE requirements for safety.
- Compact dimensions of the ice cubers make them highly suitable for any location, particularly those where space is at a premium.

### Construction


- Plug as standard (schuko type).
- Stainless steel spray arms removable without the use of tools.
- The sprayers are easy to take away, permit a simple flowing and prevent limestone formation.
- 5mm feet.
- Plastic flap on the front, top and sides in ABS.
- Environmentally friendly: R452a as refrigerant gas.

APPROVAL: \_\_\_\_\_

Front

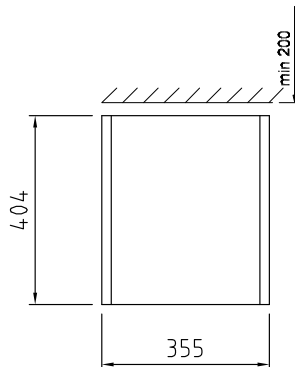


Side



CWI = Cold Water inlet 1 (cleaning)  
 D = Drain  
 EI = Electrical inlet (power)

Top



### Electric

#### Supply voltage:

730559 (CIM24AA) 220-240 V/1N ph/50 Hz

#### Electrical power max.:

0.32 kW

### Capacity:

#### Bin capacity:

4 kg

### Key Information:

External dimensions, Width: 355 mm

External dimensions, Depth: 404 mm

External dimensions, Height: 595 mm

Net weight: 28 kg

Output: 21 kg/day

Kind of cube: Ice cube 13 g

### Sustainability

Noise level: 59,1 dBA

Refrigerant type: R452A